

V O L V O



VOLVO FE

**COMPACT BUT
VERSATILE**


Volvo Trucks. Driving Progress



POWER TO THE CITY

Cities grow and thrive. You and your trucks make it all happen – and everybody depends on you to deliver. It's time to go to work.





Your compact but versatile partner.

A real Volvo truck in a compact package. Built for the city and adaptable for a wide range of transport assignments. This is the Volvo FE.

To make it fit for many types of jobs and conditions, you can get your Volvo FE powered by electricity, gas or diesel fuels.


With four cab models and a range of chassis you can fit the superstructure you need to meet your requirements. And with Volvo Trucks, you're

always backed up by a range of tailored services in a one-stop-shop fashion – support that helps you do an even better job and get the most out of your investment.

Take a closer look at your new partner.



**It's your workplace,
why settle with less?**



Whether you collect refuse, supply construction projects, or make city deliveries – you deserve the safety and ergonomics of a Volvo cab. The Volvo FE cabs offer possibilities to tailor your working environment to meet your needs.

All-round vision

The low driving position, the large windscreen and the extra lower windows in the doors means you have very close contact with the environment around the vehicle. The excellent close up view and all-round visibility makes the Volvo FE a safe urban citizen.

A smooth drive

The Volvo FE is easy to handle even in the most congested spaces. It is a vehicle that allows for easy manoeuvring and smooth acceleration, as well as providing an array of instruments to help you navigate every situation.

Easy access

Moving in and out of the cab a lot during work-days? All Volvo FE cabs are easy to enter and exit. Anti-slip steps and accessible grab handles make it even easier in adverse weather conditions.

Low entry

For super smooth cab access and class leading visibility – choose the low-entry cab. It's available with either two comfortable seats or four seats and a walk-through flat floor, in case you need to bring a crew of more than two.

Slide into work

The low-entry cab can be fitted with foldable doors for even more convenient entry and improved visibility.

Every day made easy

All functions on the truck can be simply activated from the driver's seat. The driver interface has been intuitively designed for the best possible ergonomics with all controls and information positioned where you expect them to be. Simple.

A size for every need

The Volvo FE comes with a choice of four cabs. Check them out at volvotrucks.com.

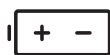




The right power for the job.

With the Volvo FE, you will always have access to the right power for the job. And you can choose the energy that suits your assignments and contracts best – whether you want to go fully electric, or use gas or diesel technology.

* We say that the Volvo FE Electric offers a range of up to 200 km. However, range depends on external conditions such as the weather and wind resistance, together with the total weight of the truck and the driver's performance. ** The actual charging time depends on factors like battery level at start, temperature, and battery condition.



All electric

225 kW (300 hp) of continuous power and instant full torque. Two electric motors and a 2-speed gearbox makes it all smooth and efficient. Electric power take-offs lets you power everything from tail lifts to compactors and tippers.

Range for your needs

We tailor your Volvo truck for your routes and assignments. The Volvo FE Electric with fully charged batteries gets you up to 200 km*. However, the continuous development of batteries will enable an even longer range. Go to volvotrucks.com or contact your local dealer for details.

Charging

3 or 4 batteries takes around 2 hours to charge with a DC charger and 11 hours with an AC charger**. Everything is monitored in the MyTruck app.



Gas power

A low emissions alternative to diesel. The Volvo FE CNG, powered exclusively by compressed natural gas or biogas. Operating on biogas means a 100% reduction of tank to wheel CO₂ emissions.

Easy to drive

The gas-powered engine is paired with a 6-speed automatic transmission with torque converter. Easy to drive in stop and go operations.

Gas range and capacity

The gas-powered Volvo FE delivers 320 hp and offers an operating range of up to 400 km.



Diesel versatility


Fast response, high torque at low revs and available in four output levels from 250 to 350 hp. Built to perform and deliver every day.

Renewable fuels

The diesel engine runs efficiently on renewable fuels – certified for synthetic diesel (HVO) and biodiesel (RME).

I-Shift

With the I-Shift, you're always in the right gear with faster and smoother gear changes than ever in the latest generation. Software packages to tailor it for your needs are available.



Getting the job done.

The Volvo FE chassis concept is designed for flexibility. You have a wide range of choices to make in order to tailor the truck to your transport assignments and your needs. Tractor and rigid chassis, with two or three axles, and single or tandem drive. And there are plenty of smart features that make tailoring even easier.

Axles for your load

Choose between two types of trailing axles to carry your load. A fixed tag axle with single or double wheels, or a hydraulically steered tag axle with single wheels.

Room for your tools

Two separate toolboxes are available to store load security straps and other equipment. The smaller is 55 litres and the larger 125 litres.

Dimension to your needs

To build a light chassis that will still endure your needs for load capacity, there are two frame section heights of 266 mm and 300 mm with a frame thickness of 7 or 8 mm available.

Sturdy enough

On three-axle trucks the frame has an inner liner to reinforce the area around the rear axle installation.

The right drive

Four different rear axles are available in various combinations. Load capacity stretches from 13 to 23 tonnes and you can combine them with our range of trailing axles.

The wheelbase range

Specify your Volvo FE with a wheelbase between 3200 and 6800 mm depending on vehicle model and axle configuration.

Enough energy

Electric, gas or diesel? Regardless, you have several options for energy storage. Electric trucks with 3 or 4 battery packs holding 200–265 kWh, 6 or 8 gas tanks, between 160 and 630 litres of diesel.

Load your front axles

The front axles are available with a maximum load capacity of 7.1 to 9.0 tonnes.

Suspension

Choose between air and leaf suspension on both the front and rear axles. There is a variety of combinations available, depending on truck model.

Prepared or tailor-made

Order your Volvo FE with a standard chassis layout, or prepared to shorten lead times at your bodybuilder. Or tailored for your needs from factory.

Bodybuilding made easy

Volvo Bodybuilder Instructions are accessible 24/7 and is an essential resource for bodybuilders and workshops to tailor the superstructure for your truck.

Protecting others. For your safety.

At Volvo Trucks, we take pride in safety. It's one of our core values – the driving force behind the constant improvements we are making to our trucks and services.

Our goal is to develop our active and passive safety solutions to make them convenient and easy to use. And rather than just complying with regulations and legislations, we aim to exceed them with a broad margin. Here's a selection of Volvo FE safety features. Visit volvotrucks.com for full specification and deeper presentations.

Electronic Stability Control

Efficiently reduces the risk of skidding and rollovers. When the system detects a critical situation, it reduces engine power and brakes each wheel of the truck individually.

Lane Keeping Support

Avoid drifting off lane. Lane Keeping Support tracks the road markings and supports you with alerts if you should unintentionally cross them.

Adjustable Speed Limiter

An easy-to-use feature to improve city safety by automatically limiting speed when driving in environments where this is extra important.

Adaptive Cruise Control

In heavy traffic, the radar-based system helps you keep a distance from the vehicle in front of you.

Collision Warning with Emergency Brake

If a risk of impact is detected, our intuitive Collision Warning system alerts you visually and with sound. And the Emergency Brake automatically activates, significantly reducing the risk of severe injuries.

Extra windows

Particularly useful in busy city environments – the extra windows in the doors and side panels provide even better visibility.

Excellent forward visibility

The windscreen is large and has a low bottom edge – meaning an excellent forward view even close to the truck.

Collision safety

The doors, the rear wall, the roof and the floor are reinforced to make the cab safer when it comes to cargo shifting, a collision or even a fire. And of course, it has passed all Volvo's collision and crash tests which are tougher than any stipulated legal demands.

All-round visibility

The vital total picture of your surroundings are secured by electrically controlled and heated exterior mirrors. For a bird-eye view of your truck and surroundings, a camera system is available.

Cameras covering hidden angles

Our cameras are excellent at revealing what you can't see. The benefits of our backup camera or a bird-view camera system are obvious. But our passenger corner camera is especially neat – it's integrated in the passenger side rearview mirror and covers the area close to the truck on the passenger side.







BRING YOUR TRUCK TO WORK

DELIVERY TRANSPORT

Smooth door-to-door deliveries.

Intense traffic, crowded city streets and busy terminals. In and out of the cab, again and again. The Volvo FE is perfect when you need high capacity, but still be able to safely manoeuvre through tight spaces with ease. Go for the low-

entry cab with foldable door to make your days even smoother and more productive. Choose the Volvo FE Electric, and you'll represent your brand with zero tailpipe emissions.



WASTE AND RECYCLING TRANSPORT

Getting around the truck.

Stop and go. And stop to go again. In and out of the cab on repeat, and lots of work around the vehicle collecting for recycling. The Volvo FE offers an easy cab entry and outstanding visibility.

If you're looking for a truck that operates at a low noise level, smoothly and with zero exhaust emissions – take a closer look at the Volvo FE Electric.




URBAN CONSTRUCTION TRANSPORT

Compact load capacity at work.

Cities grow. You and your trucks make it all happen – and everybody depends on you to deliver. Despite its compact format, the Volvo FE lets you take plenty of load and deliver on

short cycle times to boost your productivity. For construction use, it's available with electric, gas or diesel powertrains depending on your needs and your contracts.




PUBLIC SERVICE AND UTILITY TRANSPORT

Tailored tools for specific jobs.

If you're executing an operation that requires tools tailored to the job, Volvo is there for you. The Volvo FE offers a solid chassis concept to fit unique

superstructures and powertrain alternatives to adapt your truck to very specific needs regarding performance, noise levels and emissions.





Supporting
CO₂ targets.



Versatile and
reliable trucks.



Support for
your business.



Charging
setup.



Volvo financing
designed for
your needs.



Range tailored
for your
transport.



High driver
performance.



Secured
deliveries.



Predictable
total cost of
ownership.



Service and
maintenance.



Remote
monitoring of
your fleet.



Optimised
route planning.

One point of contact. One complete package.

When you're building a solid and efficient operation, you need to cover a lot of bases. We take all of them into account when building your transport solution. Without exception.

We've considered every aspect of what it takes to run a transport operation, here are just a few examples of services that will make your life easier and improve your operation.

The **Volvo Gold Service Contract** includes preventative maintenance and repairs and covers the complete truck to minimise the risk of any unplanned stops. The **Dynafleet** services take care of everything from route planning and energy use – to driver times, positioning and asset management.

With the **My Truck app**, you have remote access to your Volvo FE.

Looking to buy, lease, rent or insure your transport solution? Through **Volvo Financial Services**, we provide tailored services in a one-stop shop fashion.

Driver Development helps your drivers utilise the full potential of your transport solution. Learn more about our service offer at volvotrucks.com.

A close-up, low-angle shot of a person's hand gripping a black steering wheel. A red seatbelt strap is visible, crossing over the hand and the wheel. The background is dark and out of focus, suggesting a night-time driving scene. The text "EVERY DAY MADE EASY" is overlaid in white, bold, sans-serif capital letters.


EVERY DAY MADE EASY




Tailoring your Volvo FE.

This is just a hint of all the choices you have when tailoring your Volvo FE to your needs. The full specifications and all possible options are available at **volvotrucks.com** or at your Volvo Trucks Dealer.

Cabs




Day cab



Short sleeper cab



Sleeper cab



Low-entry cab*



Engines

ELECTRIC	Max power	Max torque
Volvo FE Electric (225 kW)	225 kW (300 hp) continuous power	N.A.
CNG	Max power	Max torque
G9K320 (235 kW)	320 hp at 2200 r/min	1356 Nm at 1300–1400 r/min
DIESEL AND HVO	Max power	Max torque
D8K250 (184 kW)	250 hp at 2100 r/min	950 Nm at 900–1700 r/min
D8K280 (206 kW)	280 hp at 2100 r/min	1050 Nm at 950–1700 Nm
D8K320 (235 kW) also biodiesel	320 hp at 2100 r/min	1200 Nm at 1050–1600 r/min
D8K350 (258 kW)	350 hp at 2100 r/min	1400 Nm at 1200–1600 r/min

Gearboxes

I-SHIFT

12-speed splitter and range gearbox with automated gearchanging system. I-Shift can be fitted with a power take-off and oil cooler.

Type	Top gear	Engine torque (Nm)	GCW approval (tonnes)
AT2412F	Direct	2400	44

MANUAL GEARBOXES

The manual gearboxes are operated with servo assistance. The short gear lever, which is integrated into the instrument panel, is vibration-free and gear lever movement is short and crisp. The gearboxes can be specified with a power take-off.

Type	Top gear	Engine torque (Nm)	GCW approval (tonnes)
ZTO1006	6	1050	32
ZTO1109	9	1200	44

AUTOMATIC GEARBOX

The automatic transmission presents excellent starting properties and smooth gear changes that cover the entire speed range. The gearbox is operated via push buttons in the instrument panel. It can be specified with power take-off.

Type	Top gear	Engine torque (Nm)	GCW approval (tonnes)
AL306	6	1500	32

Tractor axle configurations



4×2
Medium

Rigid axle configurations



4×2*
Low
Medium
High



6×2*
Low
Medium
High




6×4
High


* Configurations available with low-entry cab.

● = Drive axle.

⊙ = Dead axle (tag, pusher or front axle).



Seat covers



Bird's eye view camera

ACCESSORIES

Your truck. Your way.

It's not really your truck until you've added the accessories that makes your workplace more personal, your workdays safer and smoother, and your operation more efficient. Regardless if you need seat covers to keep the cab interior tidy – or

if you're looking for a bird-eye camera system to further improve the all-round visibility – we offer a wide range of accessories to cover your needs. Contact your Volvo Trucks Dealer to have it your way.



Wheel lock indicators



Roof LED light bar

7 reasons to choose the Volvo FE.

The Volvo FE is a versatile partner that can be tailored for a wide range of tasks. But regardless of your needs, there are a few areas that really stand out. Here's our top 7 list of features worth a closer look.

- 1** The productivity of a tailored work tool.
- 2** Cabs with easy entry and everything within reach.
- 3** The option to go electric, operate on gas or rely on diesel.
- 4** Excellent visibility with large window areas.
- 5** The load capacity of a strong yet light chassis.
- 6** The working environment inside and around the truck.
- 7** The smoothness of the low-entry cab.



It runs in the family.

The evolution continues across our range of trucks.
Find out more at your local dealer or at volvotrucks.com



VOLVO FH16 Our most powerful truck, made to handle the most demanding environments. Easily keeps a high average speed with high payloads on hilly routes. Offers an unparalleled level of comfort on the road.

Cabs: Five sizes.
Energy alternatives: Diesel, Biodiesel, HVO.



VOLVO FH A custom-made truck that improves your business through excellent uptime and optimised fuel efficiency. Outstanding driving environment and comfort for drivers who spend their lives on the road.

Cabs: Five sizes.
Energy alternatives: Electric, LNG, Diesel, Biodiesel, HVO.



VOLVO FM A versatile and comfortable truck for the busy driver. Excels in efficient transport with low chassis weight and easy cab entry. A comfortable workplace with great visibility.

Cabs: Six sizes.
Energy alternatives: Electric, LNG, Diesel, Biodiesel, HVO.



VOLVO FMX A robust and smart truck that ensures the highest level of uptime and productivity even in the most challenging environments. Offers comfortable driving and great visibility.

Cabs: Six sizes.
Energy alternatives: Electric, Diesel, Biodiesel, HVO.



VOLVO FE Offers a high load capacity in a more compact and agile format. Easy to drive, with unique features for better all-round visibility and ergonomics. Available with an all-electric powertrain.

Cabs: Four sizes.
Fuel alternatives: Electric, CNG, Diesel, Biodiesel, HVO.



VOLVO FL Offers a high load capacity and light terrain ability in a compact format. Easy to drive and easy to own. Available with an all-electric powertrain.

Cabs: Three sizes.
Energy alternatives: Electric, Diesel, Biodiesel, HVO.

V O L V O

