

V O L V O



VOLVO FL

# DOOR-TO-DOOR DELIVERIES

Volvo Trucks. Driving Progress










## POWER TO THE CITY

Without you, the city wouldn't be the vibrant dynamic place it is. You and your trucks make it all happen, you keep the wheels spinning. Let's get to work.









# Your agile street companion.


Looking for a real Volvo truck in a compact and agile format? The Volvo FL is built from the ground up to serve the city and you can tailor it for everything from door-to-door deliveries to waste collection and light construction duties. Always easy to drive and easy to own.

Simply put, the Volvo FL is a two-axle truck that comes with either an electric or a diesel powertrain. Choose between three cab models depending on if your drivers need the company of a co-driver, require space for extra gear or want to bring a whole crew on the assignments.

With Volvo Trucks, you're always backed up by a range of tailored services in a one-stop-shop fashion – support that helps you do an even better job and get the most out of your investment. Take a closer look at the Volvo FL.



**Here's your inner-city  
workplace.**



Whether you're making door-to-door deliveries or collecting refuse – you deserve a safe and ergonomic Volvo cab. The Volvo FL cabs offer possibilities to tailor your working environment for your needs. Looking for a really compact cab or more space? We have both. Need to bring a crew of up to seven? The Volvo FL covers that too.

**All-round vision**

The low driving position, the large windscreen and the extra lower windows in the doors means you have very close contact with the environment around your vehicle. The excellent close up view and all-round visibility makes the Volvo FL the perfect citizen of a modern city.

**A smooth drive**

The Volvo FL is easy to drive in intense traffic and congested spaces. It allows for easy manoeuvring and smooth acceleration, as well as providing an array of instruments to help you navigate every situation.

**Easy access**

Moving in and out of the cab a lot during workdays? All Volvo FL cabs are easy to enter and exit. Anti-slip steps and accessible grab handles make it even easier in adverse weather conditions.

**Bring your crew**

When you need more than a driver and a co-driver at the site, there's the crew cab. It offers ample space for a crew of up to seven, including the driver. A perfect solution for park management or fire departments among others.

**Every day made easy**

All functions on the truck can be simply activated from the driver's seat. The driver interface has been intuitively designed for the best possible ergonomics with the controls and information positioned where you expect them to be. Simple.

**A size for every need**

The Volvo FL comes with a choice of three cabs. Check them out at [volvotrucks.com](http://volvotrucks.com).





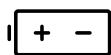


# The right power for the job.

With the Volvo FL, you always have access to the right power for the job. Choose the energy that suits your assignments and contracts best – fully electric or rely on diesel technology? The choice is yours.

\* We say that the Volvo FL Electric offers a range of up to 300 km. However, range depends on external conditions such as the weather and wind resistance, together with the total weight of the truck and the driver's performance. \*\* The actual charging time depends on factors like battery level at start, temperature, and battery condition.





## All electric

130 kW (175 hp) of continuous power and instant full torque. An electric motor and a 2-speed gear-box makes it all smooth and efficient. Electric power take-offs lets you power everything from tail lifts to compactors.

### Range for your needs

We tailor your Volvo truck for your routes and assignments. The Volvo FL Electric with fully charged batteries gets you up to 300 km\*. However, the continuous development of batteries will enable an even longer range. Go to [volvotrucks.com](https://volvotrucks.com) or contact your dealer for details.

### Charging

3 to 6 batteries takes around 2 hours to charge with a DC charger or 11 hours with an AC charger\*\*. Everything monitored in the MyTruck app.



## Diesel versatility

Fast response, high torque at low revs and available in four output levels from 210 to 280 hp. Built to perform and deliver every day.


### Renewable fuels

The Volvo FL diesel engine runs efficiently on renewable fuels – certified for synthetic diesel (HVO) and biodiesel (RME).

### 8-speed automatic

The 8-speed automatic transmission offers excellent fuel efficiency and smooth gear changes. It comes with three driving modes and is available for 4×2 and 4×4 trucks.







# The chassis for your job.

The rigid two-axle Volvo FL chassis is light and strong – and comes in a wide range of shapes to suit your needs. A great variety of chassis lengths, heights and smart features are available to tailor your transport solution.

## **Axles for your load**

Three different rear axles are available in various combinations. The load capacity range stretches from 8.5 to 11.5 tonnes.

## **Wheels to size**

The 10 and 12 tonne trucks come with 17.5 inch wheels and the heavier trucks come with either 19.5 or 22.5 inch wheels.

## **Sturdy yet light**

We'll optimise a chassis that's light but still endure your needs for load capacity. There are two frame section heights of 220 mm and 244 mm with a frame thickness of 5, 6, 7 or 8 mm available depending on model.

## **Body builder brackets**

To further facilitate the work of the body builder, the chassis can be fitted with an assortment of body builder brackets in the frame. The combinations can be specified further to fit additional requirements.

## **The wheelbase range**

Specify your Volvo FL with a wheelbase between 3250 and 6800 mm depending on truck model.

## **Enough energy**

Electric or diesel? Regardless, you have several options for energy storage. 3 to 6 battery packs holding 200–395 kWh, or fuel tanks holding between 160 and 630 litres of diesel.

## **Load your front axles**

The front axles are available in four different versions with a maximum load capacity from 4.5 to 7.5 tonnes.

## **Suspension**

Choose between air and leaf suspension on both the front and rear axles. There is a variety of combinations available, depending on truck model.

## **Prepared or tailor-made**

Order your Volvo FL with a standard chassis layout, or prepared to shorten lead times at your bodybuilder. Or tailored for your needs from factory.

## **Bodybuilding made easy**

Volvo Bodybuilder Instructions are accessible 24/7 and is an essential resource for bodybuilders and workshops to tailor the superstructure for your truck.



# Protecting others. For your safety.

At Volvo Trucks, we take pride in safety. It's one of our core values – the driving force behind the constant improvements we are making to our trucks and services.

Our goal is to develop our active and passive safety solutions to make them convenient and easy to use. And rather than just complying with regulations and legislations, we aim to exceed them with a broad margin. Here's a selection of Volvo FL safety features. Visit [volvotrucks.com](http://volvotrucks.com) for full specification and deeper presentations.

## **Electronic Stability Control**

Efficiently reduces the risk of skidding and rollovers. When the system detects a critical situation, it reduces engine power and brakes each wheel of the truck individually.

## **Lane Keeping Support**

Avoid drifting off lane. Lane Keeping Support tracks the road markings and supports you with alerts if you should unintentionally cross them.

## **Adjustable Speed Limiter**

An easy-to-use feature to improve city safety by automatically limiting speed when driving in environments where this is extra important.

## **Adaptive Cruise Control**

In heavy traffic, the radar-based system helps you keep a distance from the vehicle in front of you.

## **Collision Warning with Emergency Brake**

If a risk of impact is detected, our intuitive Collision Warning system alerts you visually and with sound. And the Emergency Brake automatically activates, significantly reducing the risk of severe injuries.

## **Extra windows**

Particularly useful in busy city environments – the extra windows in the doors and side panels provide even better visibility.

## **Excellent forward visibility**

The windscreen is large and has a low bottom edge – meaning an excellent forward view even close to the truck.

## **Collision safety**

The doors, the rear wall, the roof and the floor are reinforced to make the cab safer when it comes to cargo shifting, a collision or even a fire. And of course, it has passed all Volvo's collision and crash tests which are tougher than any stipulated legal demands.


## **All-round visibility**

The vital total picture of your surroundings are secured by electrically controlled and heated exterior mirrors. For a bird-eye view of your truck and surroundings, a camera system is available.

## **Cameras covering hidden angles**

Our cameras are excellent at revealing what you can't see. The benefits of our backup camera or a bird-view camera system are obvious. But our passenger corner camera is especially neat – it's integrated in the passenger side rearview mirror and covers the area close to the truck on the passenger side.











A woman in a black jacket and pants stands next to a white truck with a metal ramp extended. She is surrounded by several large blue metal storage containers. Some of the containers have white labels that read "WOOD CONSTRUCTION EQUIPMENT EXHIBITION MATERIAL". The scene is set outdoors, and the lighting is bright, creating a strong lens flare effect across the center of the image.

**BRING YOUR TRUCK TO WORK**

DELIVERY TRANSPORT

# Smooth door-to-indoor deliveries.

Intense traffic, crowded city streets and busy terminals. In and out of the cab, again and again. The Volvo FL is perfect for managing inner-city

assignments efficiently with both ease and safety. Go for the Volvo FL Electric and you'll represent your brand with zero tailpipe emissions.






WASTE AND RECYCLING TRANSPORT

# Getting around the truck.

Stop and go. And stop to go again. In and out of the cab on repeat, and lots of work around the truck collecting for recycling. The Volvo FL offers an easy cab entry and outstanding visibility.

If you're looking for a truck that operates at a low noise level, smoothly and with zero exhaust emissions – take a closer look at the Volvo FL Electric.





URBAN CONSTRUCTION TRANSPORT

# Agile load capacity onsite.

Cities grow. You and your trucks make it all happen – and everybody depends on you to deliver. It's light and agile format lets the Volvo FL take on

the tasks that other trucks can't manage. If you're looking for a work tool that can take on tougher terrain, the Volvo FL 4×4 is a strong contender.





PUBLIC SERVICE AND UTILITY TRANSPORT

# Tailored tools for specific jobs.

If you're executing an operation that requires tools tailored to the job, Volvo is there for you. The Volvo FL can fit unique superstructures and offer powertrain alternatives to fulfill specific needs for

performance, terrain capabilities, noise levels and emissions. The Volvo FL 4x4 takes you off road safely and the Volvo FL Electric even lets you do assignments inside buildings and warehouses.





Supporting  
CO<sub>2</sub> targets.



Versatile and  
reliable trucks.



Support for  
your business.



Charging  
setup.



Volvo financing  
designed for  
your needs.



Range tailored  
for your  
transport.



High driver  
performance.



Secured  
deliveries.



Predictable  
total cost of  
ownership.



Service and  
maintenance.



Remote  
monitoring of  
your fleet.



Optimised  
route planning.



# One point of contact. One complete package.

When you're building a solid and efficient operation, you need to cover a lot of bases. We take all of them into account when building your transport solution. Without exception.

We've considered every aspect of what it takes to run a transport operation. Here are just a few examples of services that will make your life easier and improve your operation.

The **Volvo Gold Service Contract** includes preventative maintenance and repairs and covers the complete truck to minimise the risk of any unplanned stops. The **Dynafleet** services take care of everything from route planning and energy use – to driver times, positioning and asset management.

With the **My Truck app**, you have remote access to your Volvo FL.

Looking to buy, lease, rent or insure your transport solution? Through **Volvo Financial Services**, we provide tailored services in a one-stop shop fashion.

**Driver Development** helps your drivers utilise the full potential of your transport solution. Learn more about our service offer at [volvotrucks.com](http://volvotrucks.com).





A person is working in a large industrial machine, possibly a conveyor system. The person is wearing a dark jacket and is positioned on the left side of the frame. The machine is made of metal and has a large, curved, light-colored component in the center. The background is dark and industrial, with some bright light sources visible. The text "EASY AT WORK" is overlaid in the center of the image.

**EASY AT WORK**


# Tailoring your Volvo FL.

This is just a hint of all the choices you have when tailoring your Volvo FL to your needs. The full specifications and all possible options are available at **volvotrucks.com** or at your Volvo Trucks Dealer.


## Cabs



Day cab



Short sleeper cab



Crew cab



## Engines

<b>ELECTRIC</b>	<b>Max power</b>	<b>Max torque</b>
Volvo FL Electric (130 kW)	130 kW (175 hp) continuous power	N.A.

<b>DIESEL AND HVO</b>	<b>Max power</b>	<b>Max torque</b>
D5K210 (154 kW)	210 hp at 2200 r/min	800 Nm at 1100–1700 r/min
D5K240 (177 kW)	240 hp at 2200 r/min	900 Nm at 1200–1600 r/min
D8K250 (184 kW)	250 hp at 2100 r/min	950 Nm at 900–1700 r/min
D8K280 (206 kW)	280 hp at 2100 r/min	1050 Nm at 950–1700 r/min

## Gearboxes

### MANUAL GEARBOXES

The manual gearboxes are operated with servo assistance. The short gear lever, which is integrated into the instrument panel, is vibration-free and gear lever movement is short and crisp. The gearboxes can be specified with a power take-off.



Type	Number of gears	Max torque (Nm)	GCW approval (tonnes)
ZTO1006	6	1050	32
ZTO1109	9	1200	36
STO8006	6	850	19

### AUTOMATIC GEARBOXES

The automatic transmissions present excellent starting properties and smooth gear changes that cover the entire speed range. The gearboxes can be specified with a power take-off.

Type	Number of gears	Max torque (Nm)	GCW approval (tonnes)
AL306	6	1500	32
8AP1200	8	1200	36


## Rigid axle configurations

 <p><b>4×2</b> Low Medium High X-high</p>	 <p><b>4×4</b> XX-high</p>
--	---


● = Drive axle.

⊙ = Dead axle (tag, pusher or front axle).





Seat covers



Bird's eye view camera



## ACCESSORIES

# Your truck. Your way.

The Volvo FL isn't really complete until you're behind the wheel – with all the gear and functionality you need for your work and life on the road. We have the accessories you need to fully outfit your truck the way you want it. Your way.

Everything from a bird eye view camera system and an onboard weighing system – to handy wheel lock indicators and sleek seat covers – are available through our dealer network. Contact your Volvo Trucks Dealer to have it your way.



Wheel lock indicators



Roof LED light bar

# 7 reasons to choose the Volvo FL.

The Volvo FL is an agile inner-city sidekick – and that's where it excels. But you can also tailor it for everything from transporting crews to going off road. Regardless of your needs, there are a few areas that really stand out. Here's our top 7 list of features worth a closer look.



- 1** The productivity of a tailored work tool.
- 2** Cabs with easy entry and everything within reach.
- 3** The option to go electric or rely on diesel.
- 4** Excellent visibility with large window areas.
- 5** The agility and ease of driving around town.
- 6** The working environment inside and outside the truck.
- 7** The option to bring more staff in the crew cab.





# It runs in the family.

The evolution continues across our range of trucks.  
Find out more at your local dealer or at [volvotrucks.com](https://volvotrucks.com)



**VOLVO FH16** Our most powerful truck, made to handle the most demanding environments. Easily keeps a high average speed with high payloads on hilly routes. Offers an unparalleled level of comfort on the road.

Cabs: Five sizes.  
Energy alternatives: Diesel, Biodiesel, HVO.



**VOLVO FH** A custom-made truck that improves your business through excellent uptime and optimised fuel efficiency. Outstanding driving environment and comfort for drivers who spend their lives on the road.

Cabs: Five sizes.  
Energy alternatives: Electric, LNG, Diesel, Biodiesel, HVO.



**VOLVO FM** A versatile and comfortable truck for the busy driver. Excels in efficient transport with low chassis weight and easy cab entry. A comfortable workplace with great visibility.

Cabs: Six sizes.  
Energy alternatives: Electric, LNG, Diesel, Biodiesel, HVO.



**VOLVO FMX** A robust and smart truck that ensures the highest level of uptime and productivity even in the most challenging environments. Offers comfortable driving and great visibility.

Cabs: Six sizes.  
Energy alternatives: Electric, Diesel, Biodiesel, HVO.



**VOLVO FE** Offers a high load capacity in a more compact and agile format. Easy to drive, with unique features for better all-round visibility and ergonomics. Available with an all-electric powertrain.

Cabs: Four sizes.  
Fuel alternatives: Electric, CNG, Diesel, Biodiesel, HVO.



**VOLVO FL** Offers a high load capacity and light terrain ability in a compact format. Easy to drive and easy to own. Available with an all-electric powertrain.

Cabs: Three sizes.  
Energy alternatives: Electric, Diesel, Biodiesel, HVO.

V O L V O

